



COLEGIO ESPAÑA DE CONCEPCIÓN.
DEPARTAMENTO DE INGLÉS.
ENSEÑANZA MEDIA .
FIRST GRADE.
Lorena Jara Díaz/
September 21st,2020.-

ENGLISH WORKSHEET.-

NAME.....CLASS.....DATE.....

Unit 2.-“Education and lifelong learning”.-

AIM: AO 9

Comprensión lectora

Demostrar comprensión de ideas generales e información explícita en textos adaptados y auténticos simples, en formato impreso o digital, acerca de temas variados. De interés de los alumnos, temas de otras asignaturas, del contexto inmediato, de actualidad e interés global, de otras culturas y algunos temas menos conocidos) y que contienen las funciones del año

Estimadas alumnas:

Les envío nueva guía con material de la unidad número 2 “Educación y aprendizaje permanente” tomada del libro de inglés, en esta unidad trabajaremos, vocabulario, textos escritos y videos relacionados con métodos y técnicas de estudio, estilos de aprendizaje entre otras cosas, estas actividades también están relacionadas con el texto de estudio del presente año.

Los objetivos de aprendizajes son los enviados por el ministerio de educación para cada asignatura.

Lean la guía, trabájenla y cualquier duda me escriben al celular o al correo. 981570955,

Diaz.jara.lorena@gmail.com


En la primera clase que tengamos, haremos un repaso y luego revisaremos las actividades presentadas en esta guía.-

PRE READING.

I.- WATCH THE PICTURES AND WRITE THE WORDS RELATED WITH THEM.LOOK AT THE EXAMPLE:

Knowledge/ creativity/learning styles/teacher/ visual learner/brainstorming/ learning/ studies/ profession/ technology/ ideas/teaching/ homework/

EXAMPLE:



1.-BOOKS, STUDIES, SUBJECTS.....



2.-

Learning Styles



3.-



4.-



5.-



6.-

II.- WRITE THE CONCEPT NEXT TO THE DEFINITION.LOOK AT THE EXAMPLE.-

Learning, learning styles, skill, teaching, brainstorming, knowledge.

Example:

1. The acquisition of knowledge or skills through study.-.....**learning**.....
2. Technically, an individual's learning styles refers to the preferential way in which the student comprehends and retains information.....
3. Many students give ideas related to a topic or objective.....
4. Facts, information, and skills acquired through experience or education
.....-
- 5.- The occupation, profession, or work of a teacher.....
- 6.- The ability to do something well; expertise.....

WHILE READING.

III.- READ THE PARAGRAPHS AND ANSWER THE QUESTIONS:

Tips to Improve Your Learning Study

Tip 1: It is one of the simplest and best known study tips. It's easy to **highlight the most significant parts of what you're reading** while omitting the irrelevant ones. You should use a **highlighter** to identify the irreplaceable aspects only **after you read for the second time and mark only one key sentence** per paragraph and a few important phrases here and there. Study

Tip 2: **Essentially the aim of note-taking is to summarize** lectures or articles in your **own words** so that **you can easily remember the ideas**. In most cases, the key is to summarize the content as quickly as possible while not leaving out any key information.

Tip 3: **A good mind map can save you many hours of study** and organize information for your exams.

Mind maps can be used for **brainstorming, writing essays or study topics** and for general exam preparation.-

- 1.- What does the text talk about?.....The text talks about study tips.-
- 2.- What do you highlight in a text?.....
- 3.- What is the aim of note-taking?.....
- 4.- What is a mind map used for?.....

IV.- READ THE FOLLOWING TIPS AND CIRCLE THE BEST ANSWER.-

Tip 4.- Using picture cards or flashcards is a particularly effective method of learning when trying to assimilate different facts, dates, formulas or vocabulary. Subjects such as History, Physics, Chemistry and Geography are made much easier if you incorporate flashcards, picture cards are a good way to learn new vocabulary.-

Tip 5.- This is another study technique that is ideal for studying in groups. Brainstorming is a great way to expand every possible idea out of any topic. Just get a bunch of friends together. There are not wrong answers when brainstorming- just talk and capture the ideas, you can review afterward.-

Tip 6.- Organizing your study is one of the most effective study skills and, ironically also one of the most often overlooked. Creating a study timetable gives you goals, ends irresponsibility and sets the time in which to study. Having a study timetable as you study is greatly motivational.-

- 1.- Using picture cards or flashcards is a particularly effective :
a) Subject such as History. **(B)** Method of learning. C) Study goal.
- 2.- History, Physics, Chemistry and Geography are made much easier if you incorporate :
a) Flashcards, picture cards. B) Create ideas. C) New and difficult skills.
- 3.- To learn new vocabulary is useful to incorporate:

a) Subjects such as History. B) Picture cards. C) Brainstorming.

4.- Brainstorming is an ideal technique for:

a) Acquiring difficult skills b) learning sciences c) studying in groups.

5.- There are not wrong answers when:

a) Students study a lot. B) Brainstorming just talk and capture the ideas. C) You incorporate flashcards.-

6.- Organizing your study is one of the most...

a) Perfect ways to learn History. B) Irresponsible way to work in groups. C) Effective study skills.


POST READING.

CHOOSE TWO STUDY TIPS AND DRAW TWO PICTURES DESCRIBING


THEM.-

ELIGE DOS CONSEJOS DE ESTUDIO Y DIBUJALOS A CONTINUACION DESCRIBIENDO LA TECNICA DE ESTUDIO PRESENTADA.-


EXAMPLE: BRAINSTORMING:



Drawing 1



Drawing 2



GOOD JOB.-